

J2180A 0.1Hz -100MHz Ultra Low Noise Preamp



Product specifications are subject to change without notice.

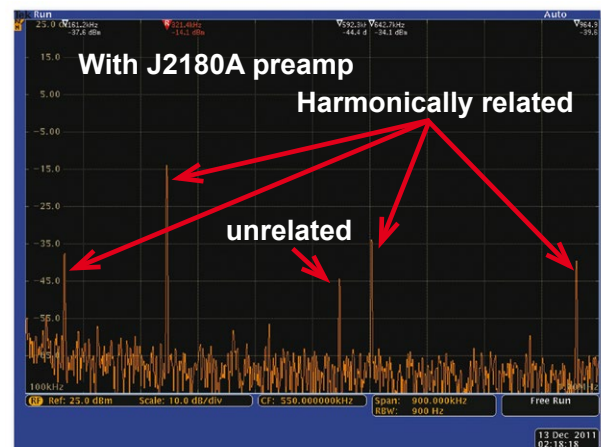
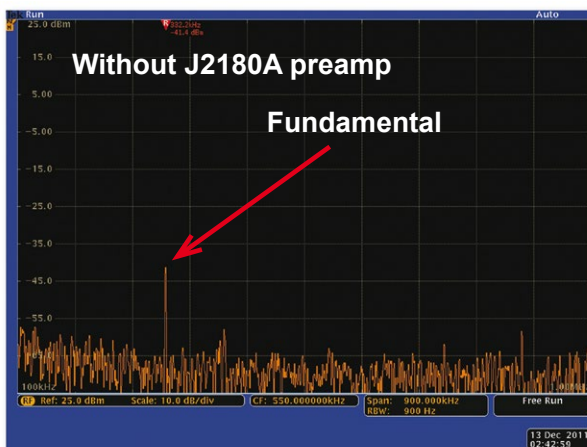
The J2180A low noise preamplifier provides a fixed, AC coupled 20dB gain while converting a 1 MOhm input impedance to a 50 Ohm output impedance. With a 3dB bandwidth of 0.1Hz to 100MHz, the preamplifier improves the sensitivity of oscilloscopes, network analyzers and spectrum analyzers while reducing the effective noise floor and spurious response. The preamplifier can also serve as a low frequency DC blocker for a spectrum analyzer or you can use it to connect a high input impedance oscilloscope probe to 50 Ohm equipment.

The J2180A preamplifier offers very low noise, fast 100V/uS slew rate for pulse applications and very low distortion for audio applications.

KEY FEATURES:

J2180A 0.1Hz -100MHz Ultra Low Noise Preamp

- Works with all oscilloscopes, spectrum analyzers and network analyzers
- Active DC bias loop maintains low DC output voltage
- High input impedance compatible with typical probes minimizes circuit loading
- Low noise
- Works with near field probes for EMI troubleshooting
- Improves effective noise floor and spurious response
- Very wide bandwidth
- Compatible with the J2170A power supply



Conducted EMI measurements of a Wireless Power Transmitter with and without the J2180A preamp.

J2180A 0.1Hz - 100MHz Ultra Low Noise Preamp




Specifications		
Characteristic	Typical	Units
max Vcc	+/-12	V
max Icc	20	mA
Max input voltage	300	mVpp
Input voltage range	+/-0.38	V
Output voltage	3.0	Vpp
Input impedance	1MegOhm 10pF	ohms
Output impedance	50	ohms
Vs Power Supply Range	+/-12	V
Usable Bandwidth	0.1 - 100M	Hz
Temperature Range	0 - 50	C
Maximum Altitude	6000	Ft

Mechanical characteristics	
Dimensions (box only)	109.22 mm x 89.66 mm x 50.80 mm 4.30" x 3.53" x 2.00"
(box + connectors)	122.68 mm x 89.66 mm x 50.80 mm 4.83" x 3.53" x 2.00"
Weight	0.210 kg / 0.463 lbs

Connectors	
Input	BNC
Output	BNC

Typical J2180A Connections / Uses



Features:
 Convert high Z to low Z
 Add 20dB gain
 0.1Hz-100MHz
 VERY Low Noise

