

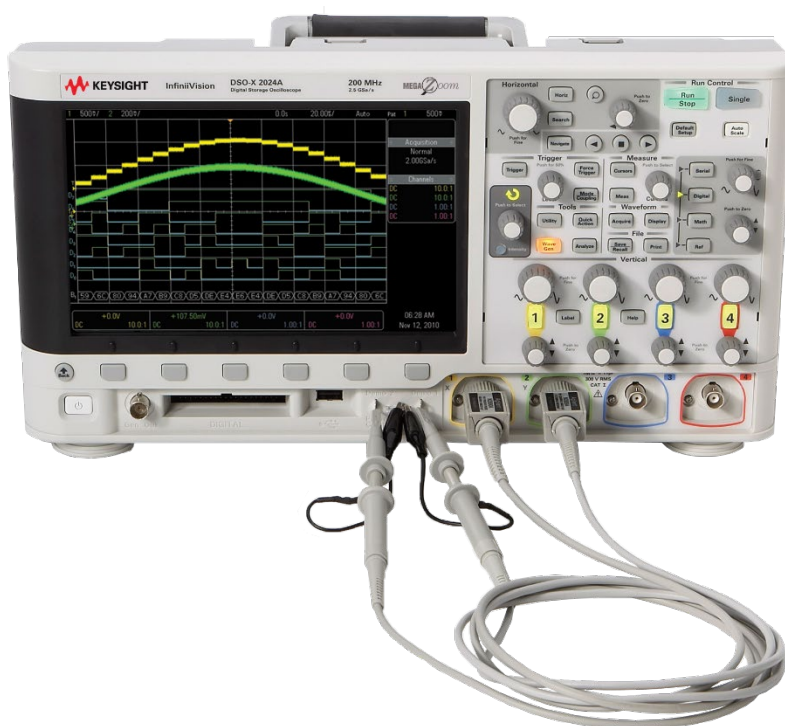
# N28xxA/B Passive Probes

## Introduction

The Keysight N28xxA/B low-cost, general-purpose passive probes provide up to 500 MHz bandwidth and feature a high input resistance of 10 M $\Omega$  for low probe loading. These probes provide a 10:1 attenuation ratio except for the N2889A which provides a switch in the probe handle for switching the attenuation ratio between 1:1 and 10:1.

The probes are compatible with Keysight InfiniiVision and Infiniium Series oscilloscopes with 1 M $\Omega$  BNC input.

The N284xA Series passive probes are the frequency tuned versions of the N2889A/90A, offering more linear frequency response with Keysight oscilloscopes.



**dataTec**

Ihr Ansprechpartner /  
Your Partner:

**dataTec AG**

E-Mail: [info@datatec.eu](mailto:info@datatec.eu)

>>> [www.datatec.eu](http://www.datatec.eu)

**KEYSIGHT**  
Authorized Premium  
Distributor

Mess- und Prüftechnik. Die Experten.



N2840A/41A/42A/43A/53A

Probe Characteristics	N2840A	N2841A	N2842A / N2853A	N2889A	N2843A
Bandwidth (–3 dB)	50 MHz	150 MHz	300 MHz (N2842A), 350 MHz (N2853A)	350 MHz (at 10:1), 10 MHz (at 1:1)	500 MHz
Rise time (10 to 90%)	7 nsec	2.33 nsec	1.16 nsec (N2842A), 1 nsec (N2853A)	1 nsec (at 10:1), 35 nsec (at 1:1)	700 psec
Attenuation ratio	10:1	10:1	10:1	1:1/10:1 (switchable)	10:1
Input resistance (when terminated into 1 M $\Omega$ )	10 M $\Omega$	10 M $\Omega$	10 M $\Omega$	10 M $\Omega$ (at 10:1), 1 M $\Omega$ (at 1:1)	10 M $\Omega$
Input capacitance	15 pF	15 pF	11 pF	11 pF (at 10:1), 60 pF (at 1:1)	11 pF
Maximum input voltage	300 V RMS (or < 400 Vpk) mains isolated and CAT II	150 V CAT II, 300 V mains isolated	150 V CAT II, 300 V mains isolated	150 V CAT II (1:1), 300 V mains isolated (10:1)	150 V CAT II, 300 V mains isolated
Scope compensation range	5-30 pF	5-30 pF	5-30 pF	5-30 pF (at 10:1)	5-30 pF
Probe ID	Yes	Yes	Yes	No	Yes
Cable length	1.2 m	1.2 m	1.2 m (N2842A), 2 m (N2853A)	1.3 m	1.2 m
Safety	CAN/CSA C22.2 No. 61010-031:24, UL61010-031 3 <sup>rd</sup> Edition, IEC 61010-031:2022				
Operating temperature	0 to +50 °C (N2862B/63B, N2889A, N2890A), 0 to +55 °C (N2840A/41A/42A/43A)				
Storage temperature	0 to +50 °C (N2862B/63B, N2889A, N2890A), -40 to +70 °C (N2840A/41A/42A/43A)				
Humidity	80% RH for non-condensing				
Altitude	2000m (indoor use only)				
Pollution Degree	Pollution Degree 2				

# Compensation Adjustments

These probes can be adjusted for low-frequency and high-frequency compensation. For the best measurement results you should compensate your probe to match its characteristics to the oscilloscope. A poorly compensated probe can introduce measurement errors. Low-frequency compensation should be performed before performing high-frequency compensation.

## Low-Frequency Compensation

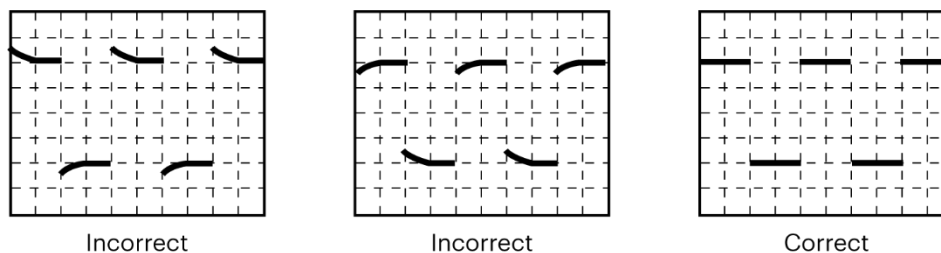
1. Connect the probe from the appropriate oscilloscope channel to the 1-kHz square wave source.
2. Press Autoscale. Adjust the oscilloscope to display two to three cycles of the waveform over two to six vertical divisions.
3. Set the Low-Frequency (LF) compensation adjustment on the probe for the flattest pulse possible (see Figure 3).



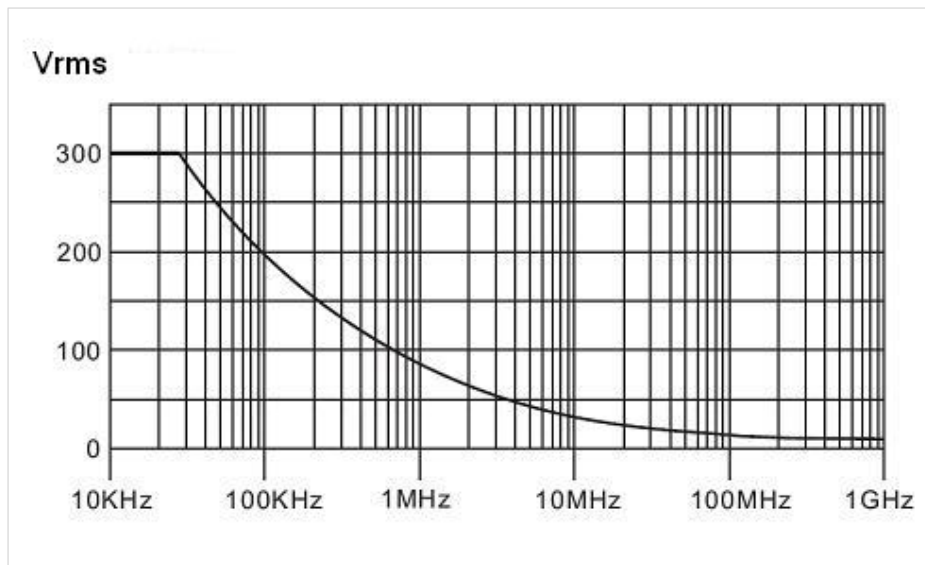
**Figure 1.** Low-frequency compensation adjustment (for N2889A/90A).



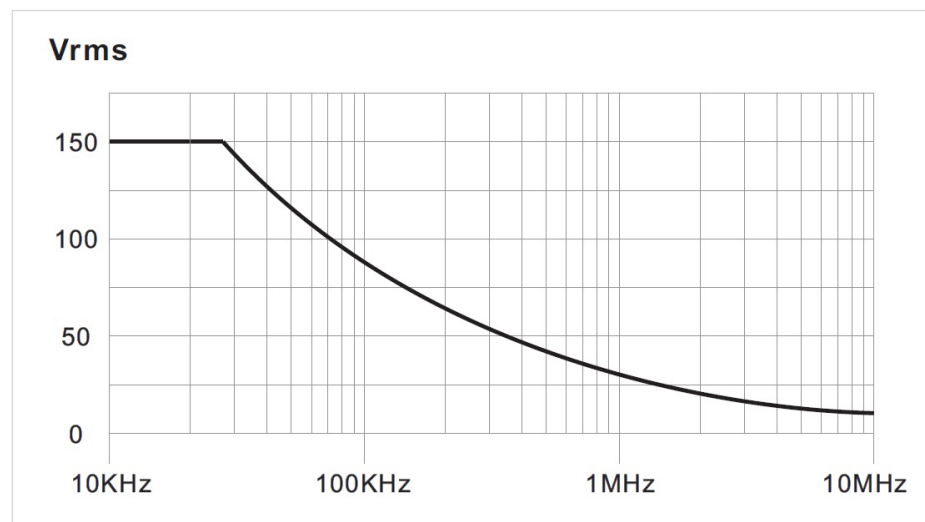
**Figure 2.** Low-frequency compensation adjustment (for N2840A/41A/42A/43A/53A)



**Figure 3.**



**Figure 4.** Voltage derating curve @10:1 attenuation ratio.



**Figure 5.** Voltage derating curve @1:1 attenuation ratio (N2889A)

# Accessories



**Figure 6.** With standard accessories included in the probe

## Standard Accessories

Item	Description	Quantity
1	Retractable hook	1
2	Adjustment tools	2 (with N2889A/90A) 1 (with all others)
3	Insulating cap	1
4	IC insulating cap	1
5	Identification tags (green,yellow, purple and pink)	2 each
6	Probe tip	2
7	Ground spring	1
8	BNC adapter	1
9	Ground lead (black 12 cm)	1

## N2856A Passive Probe Accessory Kit

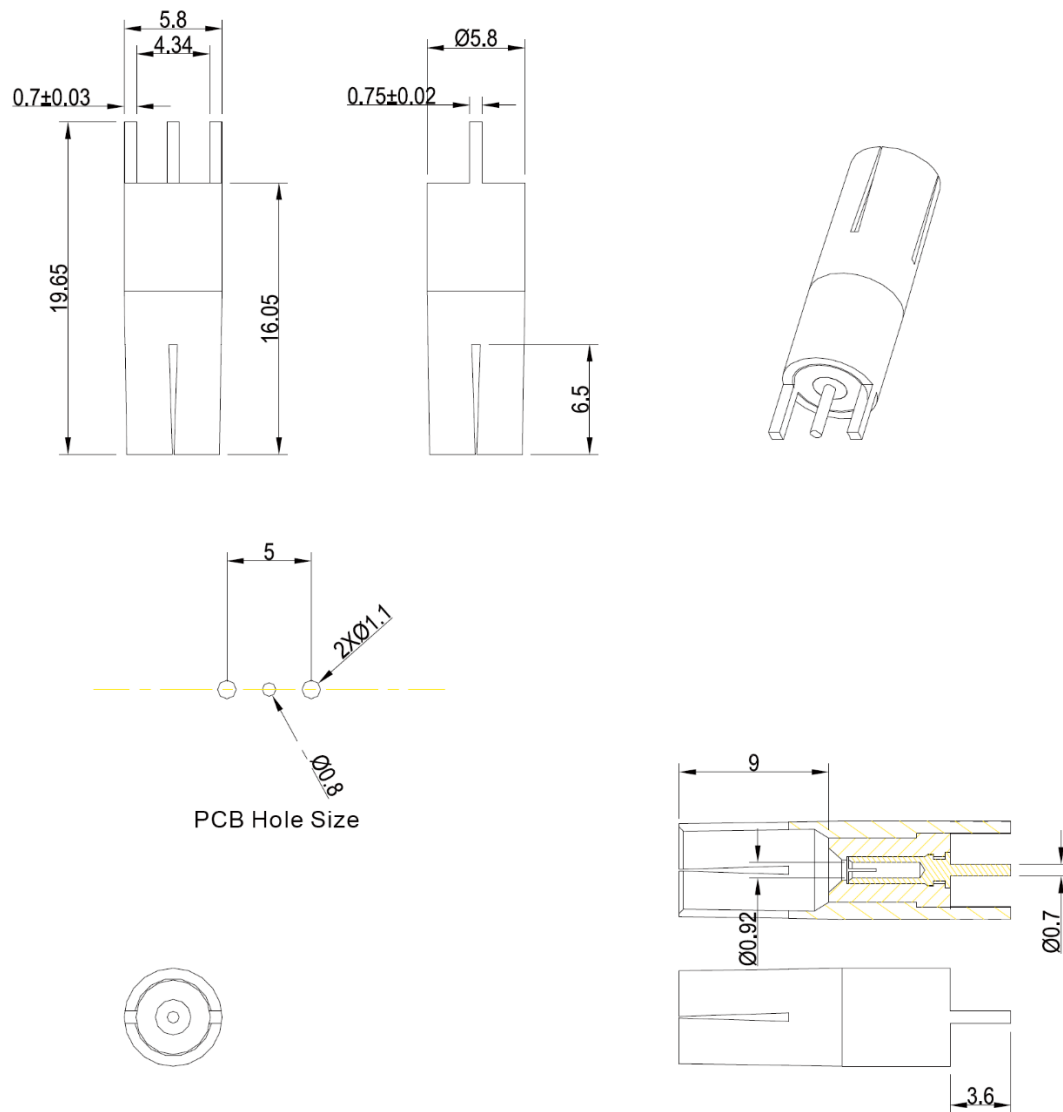
The N2856A passive probe accessory kit includes all of the standard accessories for the N2840A, N2841A, N2842A, N2843A, and N2853A passive probes.

Contents:

- Retractable hook
- Adjustment Tools
- Insulating cap
- IC insulating cap
- Identification tags (green, yellow, purple, and pink) (2 each)
- Probe tips
- Ground spring
- BNC adapter
- Ground lead (12 cm)

## Replacement Accessories

- N2857A alligator ground lead (qty 2)
- N2858A retractable hook tip adapter (qty 2)
- N2859A replaceable probe tip (qty 2)
- N4826A dual lead adapter (qty 2)
- N4827A PCB socket adapter (qty 2)
- N4828A ground spring, 5 mm (qty 2)



**Figure 7.** N4827A PCB socket adapter dimension and foot print information.



Mess- und Prüftechnik. Die Experten.

**Ihr Ansprechpartner /  
Your Partner:**

**dataTec AG**  
E-Mail: [info@datatec.eu](mailto:info@datatec.eu)  
>>> [www.datatec.eu](http://www.datatec.eu)

 **KEYSIGHT**  
Authorized Premium  
Distributor

Keysight enables innovators to push the boundaries of engineering by quickly solving design, emulation, and test challenges to create the best product experiences. Start your innovation journey at [www.keysight.com](http://www.keysight.com).

This information is subject to change without notice. © Keysight Technologies, 2019 – 2025, Published in USA, December 18, 2025, 5990-7111EN