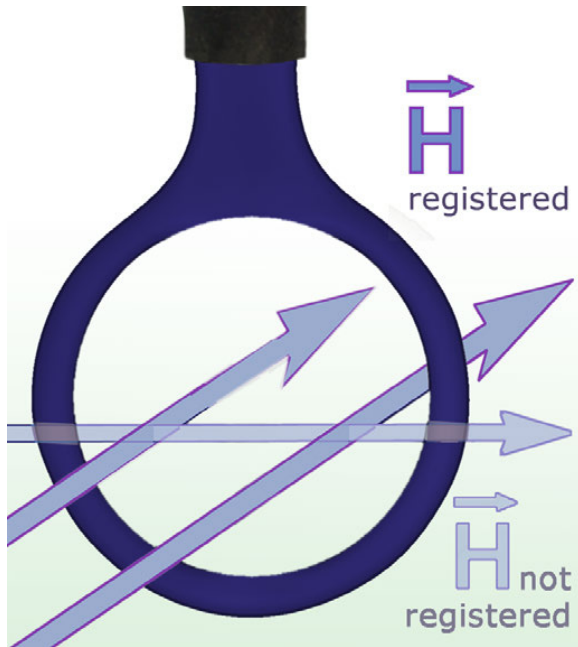


## LF-R 400

H-Field Probe 100 kHz up to 50 MHz



### Short description

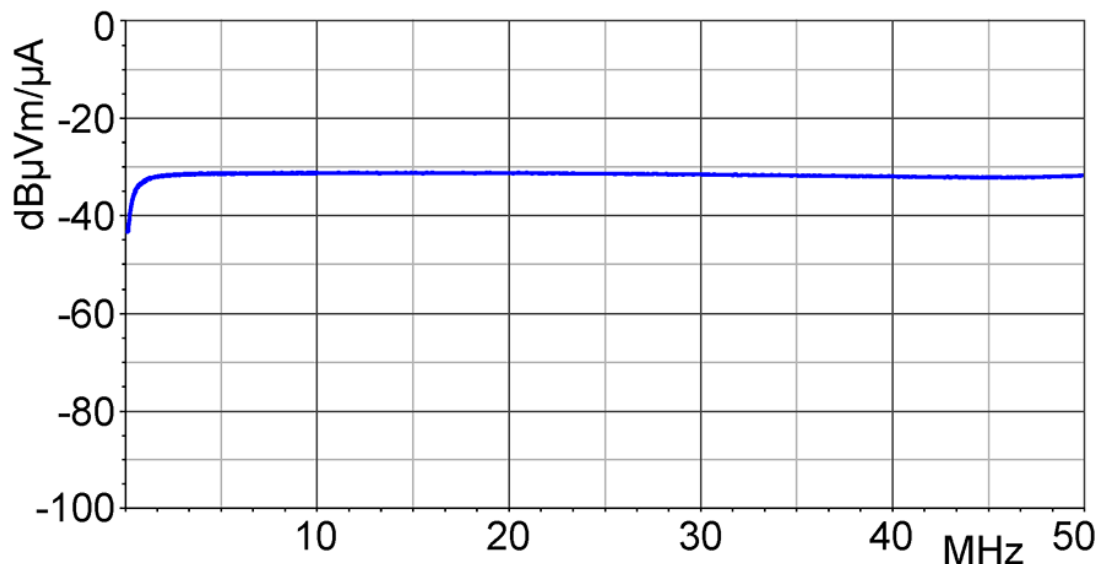
The LF-R 400 H-field probe has a large diameter (25 mm), which makes it highly sensitive and suitable for measurements within ranges up to 10 cm around assemblies and devices.

The LF-R 400 is a passive near-field probe. With its large tip diameter (25 mm), it is more sensitive and thus is able to detect a greater area of the magnetic field than the LF-R 50 (10 mm) or LF-R 3 (3 mm) near-field probes, which both have higher resolutions than the LF-R 400. This probe is small and handy. It has a current attenuating sheath and, therefore, is electrically shielded. It can be connected to a spectrum analyzer or an oscilloscope with a 50  $\Omega$  input. The H-field probe does not have an internal terminating resistance of 50  $\Omega$ .

### Technical parameters

Frequency range	100 kHz ... 50 MHz
Probe head dimensions	$\varnothing$ 25 mm
Connector - output	SMB, male, jack

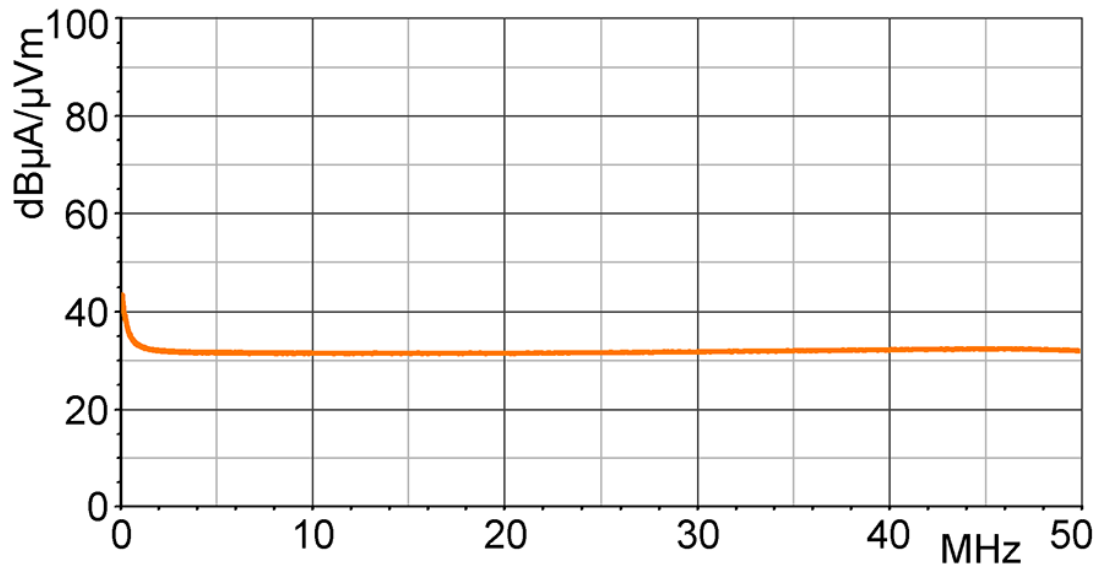
Frequency response [dB $\mu$ V] / [dB $\mu$ A/m]



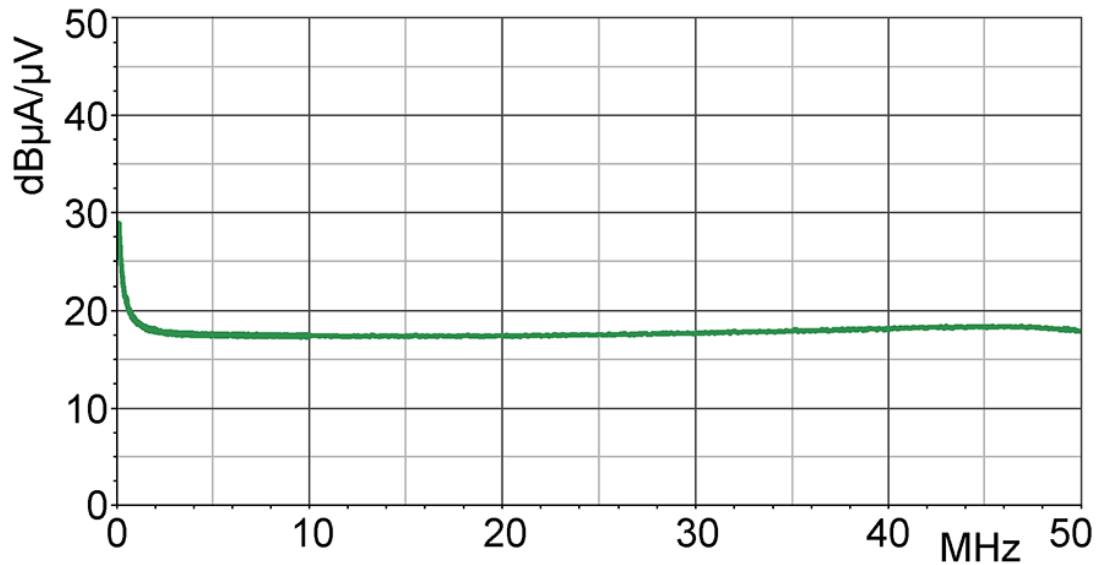
# LF-R 400

H-Field Probe 100 kHz up to 50 MHz

H-field correction curve [dB $\mu$ A/m] / [dB $\mu$ V]



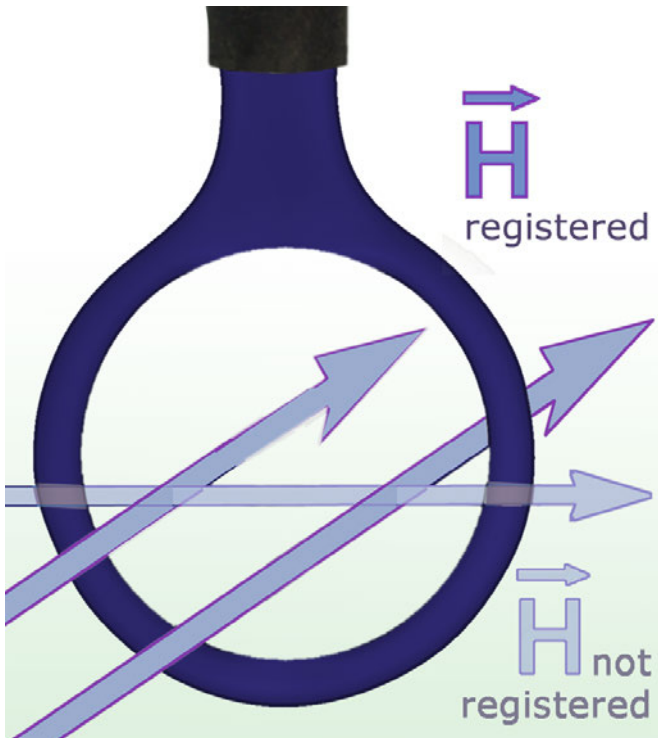
Current correction curve [dB $\mu$ A] / [dB $\mu$ V]



# LF-R 400

H-Field Probe 100 kHz up to 50 MHz

## Measuring principles



## Probe head



**dataTec**

Mess- und Prüftechnik. Die Experten.

**Ihr Ansprechpartner /  
Your Partner:**

**dataTec AG**

E-Mail: [info@datatec.eu](mailto:info@datatec.eu)

>>> [www.datatec.eu](http://www.datatec.eu)